

FAQ

Forgot your pin? Want to set one up? Go to elmlib.org/PIN

LOAN RULES



- Check out titles for 7, 14, or 21 days
- Early returns possible
- Renewals possible
- 5 item checkout limit
- EPL cardholders only



- Titles never expire
- 5 songs per week
- EPL cardholders only
- Streaming available

Questions? Comments?

Contact us at (630) 279-8696
or reference@elmhurst.org.



125 S. Prospect Avenue • Elmhurst, IL 60126
(630) 279-8696 • elmhurstpubliclibrary.org

IPOD & MP3 PLAYERS

How to download
eAudiobooks & eMusic



Getting Started

1. Using a computer, go to app.overdrive.com.
2. Scroll to the bottom of the screen and select the option that describes your computer.
3. Follow prompts to download app.


Mac Users




PC Users



Finding and Checking Out Titles

1. Go to elmlib.org/audiobooks.
2. Click on .
3. In the top right corner click **Sign In**.
 - Choose Elmhurst Public Library
 - Enter your Elmhurst Public Library card number and PIN.
4. Find a title to checkout.
5. If the title is currently checked out, **Place a Hold** to be notified via email when your item is ready for checkout.
6. If the title is available, click **Borrow**.

The book can then be found under your account **Loans**. 

Downloading an eAudiobook


1. Select the format and click **Download**.
2. A download box will appear. Select **Save**.
3. A box will confirm where the file will be downloaded.
4. Audiobooks are downloaded in parts; you can download all or selected parts.
5. Connect your device and select the **Transfer** button to add your audiobook to your device.

Freegal offers access to millions of songs from over 10,000 labels, including the Sony Music catalog.

Getting Started

1. Go to the elmlib.org/emusic and select **freegal**.
2. Login with your Elmhurst Public Library card number and PIN.

Finding and Downloading eMusic

1. Search by **Artist**, **Song**, **Album**, or **Composer**. Browse by **Trending**, **New Arrivals**, or **Genres**.
2. Select the download arrow  to download a song. The song file will be saved to your computer.

