

## FAQ

Forgot your pin? Want to set one up? Go to [elmlib.org/PIN](http://elmlib.org/PIN)

## LOAN RULES

# DIGITAL LIBRARY

of Illinois

- Check out titles for 7, 14, or 21 days
- Early returns possible
- Renewals possible
- 5 item checkout limit
- EPL cardholders only



- Titles never expire
- 5 songs per week
- EPL cardholders only
- Streaming available

**Questions? Comments?**  
Contact us at (630) 279-8696  
or [reference@elmlib.org](mailto:reference@elmlib.org).



125 S. Prospect Avenue • Elmhurst, IL 60126  
(630) 279-8696 • [elmhurstpubliclibrary.org](http://elmhurstpubliclibrary.org)


# IPOD & MP3 PLAYERS

How to download  
eAudiobooks & eMusic





## Getting Started with eAudiobooks

1. Using a computer, go to [app.overdrive.com](http://app.overdrive.com).
2. Scroll to the bottom of the screen and select the option that describes your computer.
3. Follow prompts to download app.



## Finding and Checking Out eAudiobooks


1. Go to [elmlib.org/eaudiobooks](http://elmlib.org/eaudiobooks).
2. Click on .
3. In the top right corner click **Sign In**.
  - Choose Elmhurst Public Library
  - Enter your Elmhurst Public Library card number and PIN.
4. Find a title to checkout.
5. If the title is currently checked out, **Place a Hold** to be notified via email when your item is ready for checkout.
6. If the title is available, click **Borrow**.  
The book can then be found under your account **Loans**. 

## Downloading an eAudiobook


1. Select the format and click **Download**.
2. A download box will appear. Select **Save**.
3. A box will confirm where the file will be downloaded.
4. Audiobooks are downloaded in parts; you can download all or selected parts.
5. Connect your device and select the **Transfer** button to add your audiobook to your device.

## Getting Started with eMusic

Freegal offers access to millions of songs from over 28,000 labels, including the Sony Music catalog.

1. Go to the [elmlib.org/emusic](http://elmlib.org/emusic) and select .
2. Login with your Elmhurst Public Library card number and PIN.

## Finding and Downloading eMusic

1. Search by **Artist**, **Song**, **Album**, or **Composer**.  
Browse by **Trending**, **New Arrivals**, or **Genres**.
2. Select the download arrow to download a song.   
The song file will be saved to your computer.

