

# SENIOR TECHNOLOGY SERIES: INTRO TO THE INTERNET








## What is the Internet?

The **Internet** is a computer network that provides a variety of information and access to websites. There are three things needed to access the Internet: an **Internet Connection**, a computer (or smartphone), and an **Internet Browser**. The **Internet Connection** (or **Internet Network**) has to be purchased monthly from an **Internet Service Provider** — AT&T, Comcast Xfinity, etc. Typically, your computer will connect to the Internet Network using Wi-Fi — a wireless connection. Some businesses will provide free Wi-Fi (or free Internet) within the building to their customers. Once outside the building, you will no longer be able to connect to the Wi-Fi. An **Internet Browser** is the computer program used to access the Internet once connected to the Internet Network.

# INTERNET BROWSERS

## What is an Internet Browser?

An Internet Browser is the computer program used to access the Internet. The Internet Browser is what you use to access websites. There are five main internet browsers: Internet Explorer, Microsoft Edge, Mozilla Firefox, Google Chrome, and Safari.

Browser Name	Created By	Why do people use it?
Internet Explorer 	Microsoft	Internet Explorer comes installed on Windows Vista, Windows 7, and Windows 8 computers. Users like it for its familiarity. The downsides of Internet Explorer include: poor security and privacy, little customizability, and the browsing speed can be slow.
Microsoft Edge 	Microsoft	Microsoft Edge comes installed on Windows 10 computers and is intended to replace Internet Explorer. It has similarities to Internet Explorer, but has some new features and menus.
Chrome 	Google	Chrome is the fastest, cleanest-looking browser out there. It's seamless design works perfectly with the main internet search engine, Google. With a wide variety of extensions and security features, Google Chrome is the go-to browser for most avid internet users, but requires installation by the user.
Firefox 	Mozilla	Firefox is the more customizable way to browse the internet. Although it runs slower than Chrome, Firefox users are looking for quality extensions, privacy, and security. Must be installed by user.
Safari 	Apple	Safari comes installed on all Mac computers. It is comparable to Internet Explorer, and is familiar to Mac users. There is little customizability and limited extensions available.

# URL ADDRESSES

## What is a URL?

Once you open your preferred **Internet Browser**, there is a **URL Address Bar** at the top of the window. If you know the website you want to visit, you can type it in the **URL Address Bar** (example: [www.yahoo.com](http://www.yahoo.com)) then press the **Enter** key on your keyboard. **Website URL Addresses** need to be exact without spelling errors. Every website has a URL address, and every URL address is unique. (Just like how every mail address is unique.)

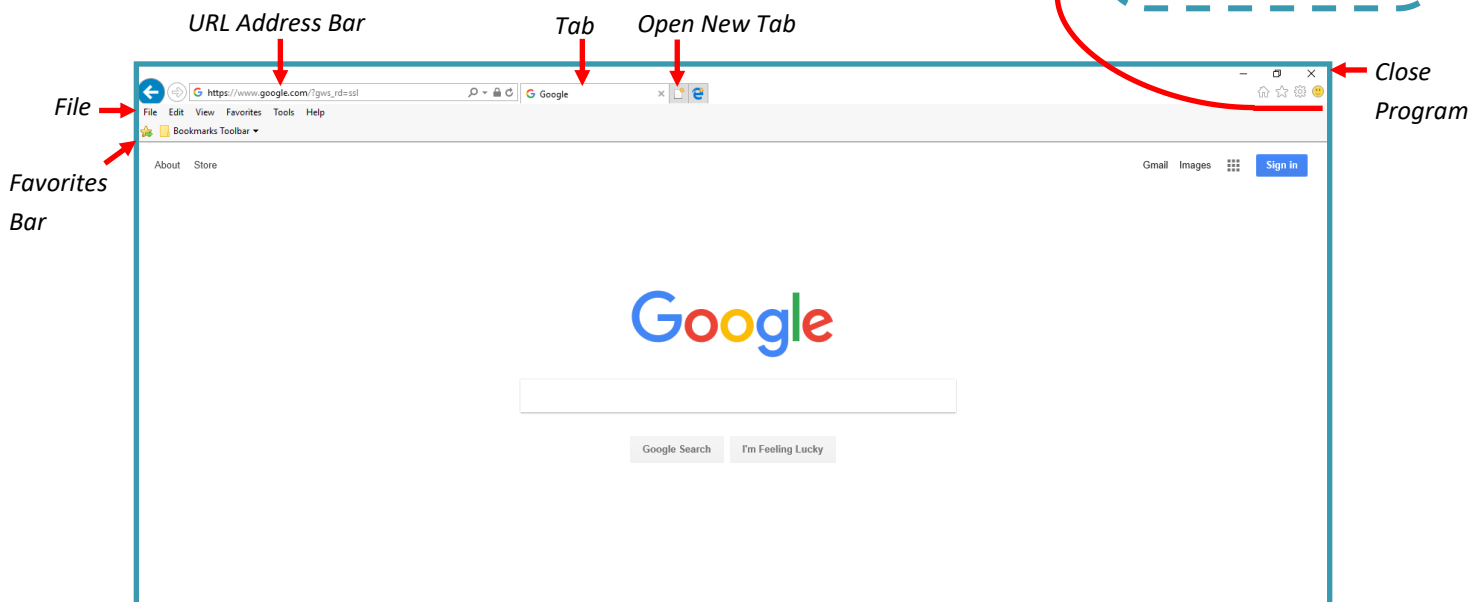
Traditionally, **Website URL Addresses** start with **http://** and **www** (“WorldWide Web”), but you do not need to type this every time since the Internet Browser will automatically added **http://www** in the URL Address Bar. For example, a user could type “[yahoo.com](http://www.yahoo.com)” in the **URL Address Bar**, and the Internet Browser will load **http://www.yahoo.com**.

### Popular Websites

- ◆ Yahoo.com
- ◆ Google.com
- ◆ MSN.com
- ◆ Amazon.com
- ◆ Facebook.com

## Internet Explorer Layout

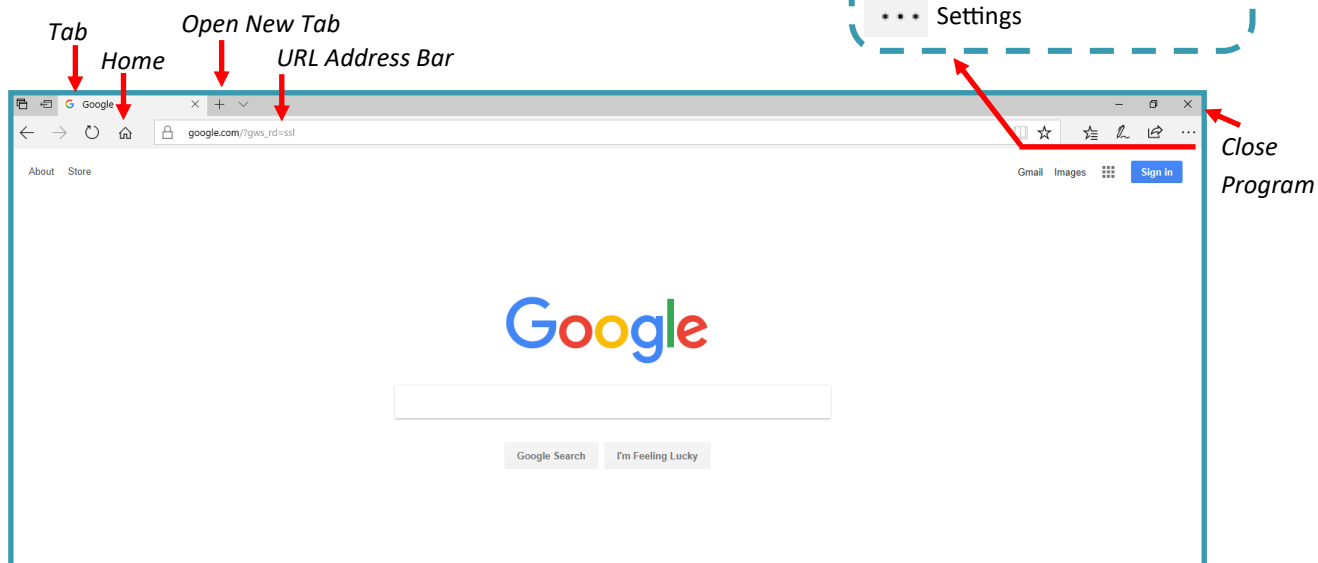
Latest version is Internet Explorer 11. To Print, click **File** then **Print**, or use the keyboard shortcut **Ctrl+P**.



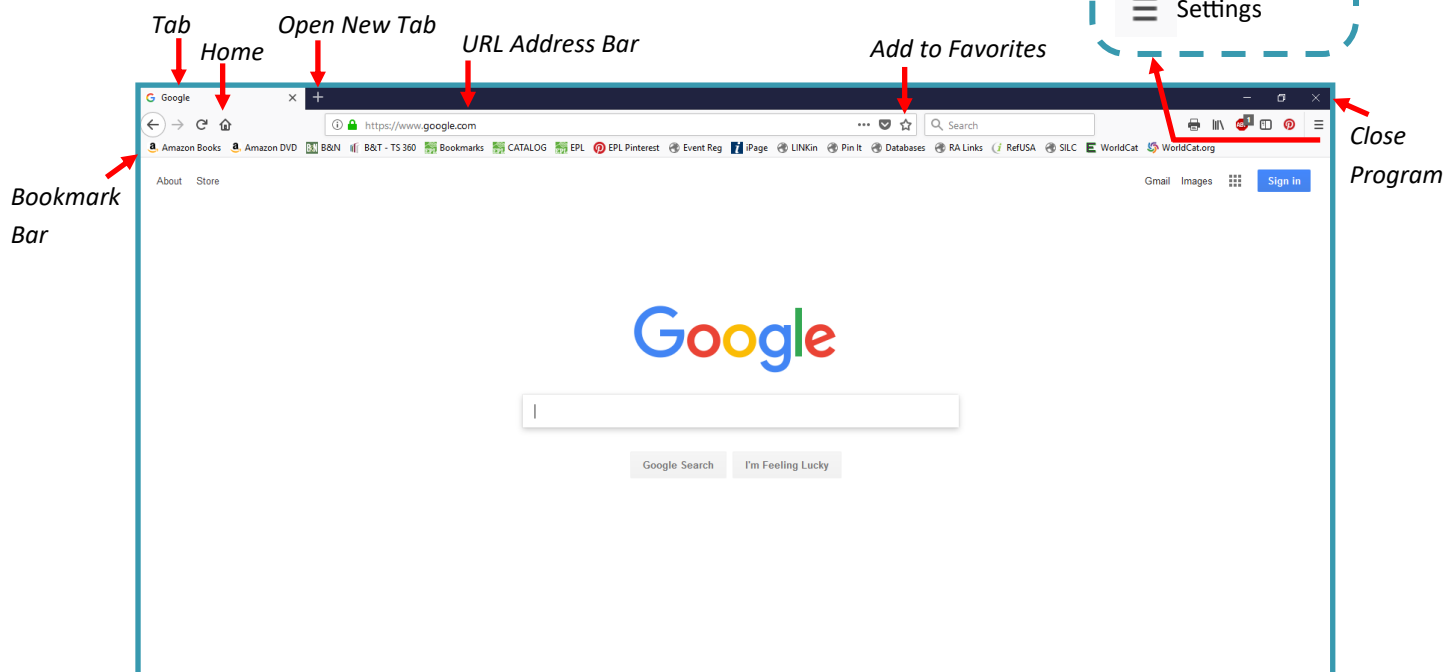
# NAVIGATING

## Microsoft Edge Layout

To print, click the **Settings** icon (upper right) then select **Print**.



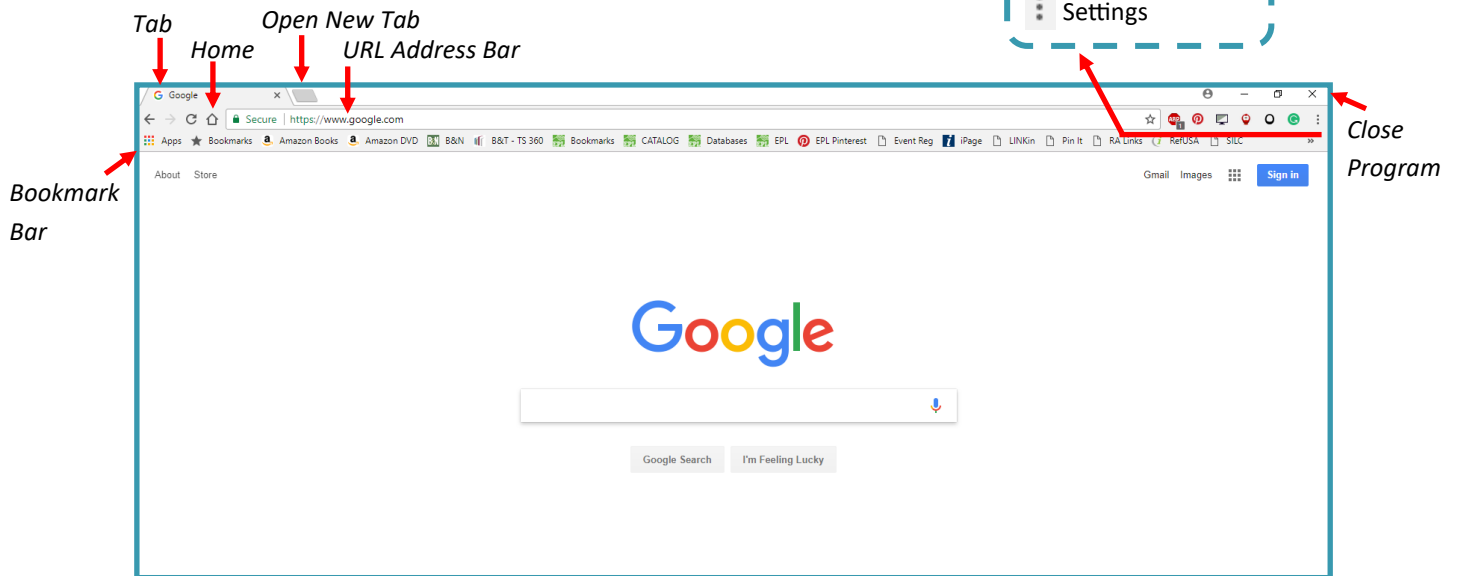
## Mozilla Firefox Layout



# NAVIGATING

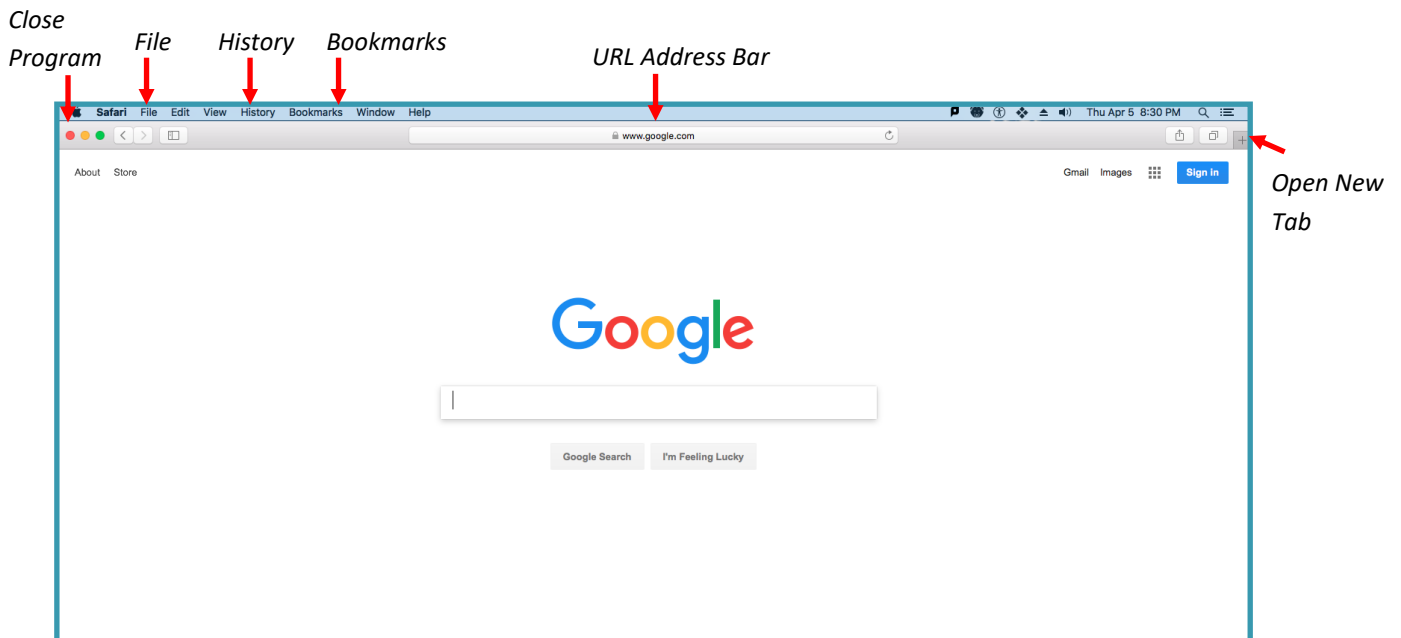
## Google Chrome Layout

To print, select the **Settings** icon (upper right) then **Print**.



## Safari Layout

To print, select **File** then **Print**.



# SEARCHING THE INTERNET

## What is a Search Engine?

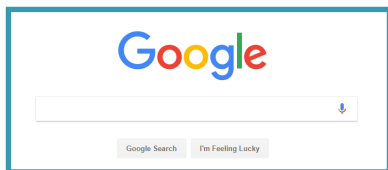
A **Search Engine** is a website that helps you find other websites. Once at the **Search Engine**, you can enter keywords in the **Search Bar** to help find the desired website. For example, if you wanted to visit Elmhurst Public Library's website but didn't know the **URL Address**, you can search "Elmhurst Public Library" on [www.google.com](http://www.google.com) and Google will recommend [www.elmhurstpubliclibrary.org](http://www.elmhurstpubliclibrary.org).

## How to Google

**Google** is the most popular Search Engine on the internet. Google can be used to find websites, street addresses, phone numbers, news, check weather, and more!

### Activity 1: Check the Weather

1. Go to [www.google.com](http://www.google.com)
2. In the **Search Bar**, type "Elmhurst Weather"
3. Click enter and Google will give you the forecast



### Activity 2: On Your Own

Use Google to find the address, hours, and phone for Brewpoint Coffee.

*Note: Google has an "autofill" function which will produce various search phrases as you type.*

## Tips & Tricks

**Favorites/Bookmarks:** Favorites, also referred to as Bookmarks, are shortcuts that can be created for your frequently used websites. Use the Settings to turn on the Favorites or Bookmarks Bar.

**Homepage:** The homepage is the website your internet browser will open to each time. To change the homepage, visit the Settings menu.

**Forward/Backward:** You can go back and forth from websites you've visited by using the left and right arrows next to the URL address bar.

## Drop In Technology Help!

Thursdays 5—8:30 PM

Saturdays 1—4:30 PM



lynda.com

**Lynda.com** is an online learning platform that teaches software and technology skills! To get Lynda free with your Library Card, visit [elmlib.org/elearning](http://elmlib.org/elearning).