

GOOGLE PHOTOS

What is Google Photos?

Google photos is a free and unlimited cloud-based photo archive. Once registered, all photos are organized and labeled automatically, so you can find them fast and share them how you like.

How can I get Google Photos?

Download the app for Apple or Android phones, or visit photos.google.com on a computer. You will need—

- Google (Gmail) account login
- Google account password

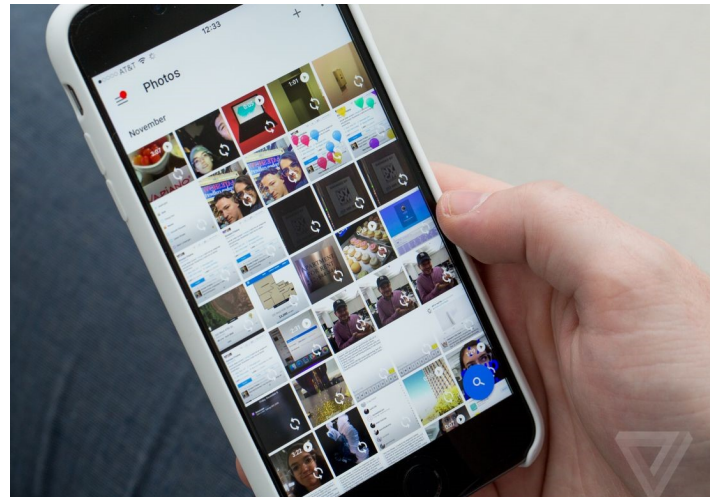
Can I use Google Photos without a Google account?

No, to use Google Photos you *must* have an account set up.

Is it really free?


Yes, however—

- Photos are limited to 16 megapixels
- Videos are limited to 1080p HD
- Photos of higher quality can be uploaded in Google photos, but it will use the 15 GB of given Google Drive storage



Google Photo Books

Similar to Shutterfly or Walgreens, Google allows users to create beautiful photo books. The process works in tandem with Google Photos allowing the user an easy and affordable way to share life's best moments.



Softcover from \$9.99

7-in. square, 20 pages

\$.35/ additional page

Hardcover from \$19.99

9-in. square, 20 pages

\$.65/additional page

GOOGLE PHOTOS

How to upload photos from a desktop?

Open Google Photos and tap the UPLOAD link to the right of the top search box.

Create:




Albums, Movie, Animation, collage & more!

What is back up & sync?

- A backup service: Your photos and videos will save to your Google Photos library.
- Privately stored: Photos and videos backed up from your device are private unless you share them.


Syncing: Any changes you make will be mirrored on every synced device. For example, if you edit and save a photo on your phone, it will look the same on photos.google.com.


Turn back up & sync on/off.

1. A backup service: Your photos and videos will save to your Google Photos library.
2. On your Android phone or tablet, open the Google Photos app .
3. Sign in to your Google Account.
4. At the top, tap Menu .
5. Select Settings  Back up & sync.
6. Tap "Back up & sync" on or off.
7. You can control WHEN you back up too.



Editing photos

Filters—select photo you wish to edit and click  symbol. Try out different filters. You can undo edits. To further adjust light, color, and pop settings, click on the symbol again.

You can rotate and crop images by clicking the  symbol.

The Aspect Ratio is the width to height measurement.

Check out a GoPro HERO camera with you EPL card!

