


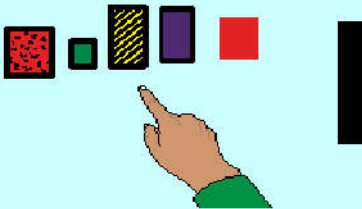
How to use the cue cards:

1. Cut out and laminate.
2. Punch a hole in top left corner and put on a ring.
3. Show the cue card as a visual reminder of the verbal direction.


wait



pick 1



my turn



stop




hands to self



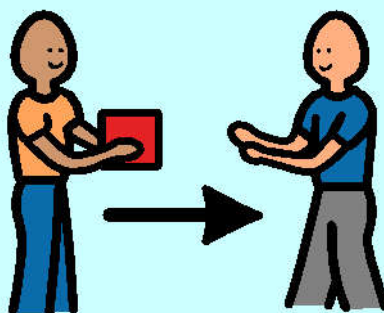
walking feet




quiet voice



share




your turn



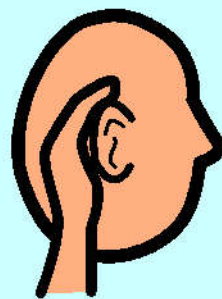
sit on floor



clean up



listen



wait in line

