

DIRECTOR'S REPORT

Statistics were down quite a bit from last August but we are attributing at least a part of that to the change to the new system. The Kids' Library checked out 53 laptops and 32 iPads for in-house use during the month of August. Obviously, the kids are really enjoying having the devices available for checkout. Some kids are using the computers with the mediascape and others are just using them for singular use. Digital collections continue to increase in popularity. My Media Mall, 3M Cloud, Freegal, and Zinio are all very popular.

Kudos to all Library staff and especially the Department Head team for transitioning us to the new catalog. As of this week, we were still ironing out kinks in the system but staff remained positive and calm even when things were a bit rough. I will give a full report during unfinished business.

The Bingo program is proving to be very popular again this year. Last year, the Public Information Department devised the game to encourage patrons to use different services and technology in the Library. September is national library card sign up month so it promotes getting a card and marketing the Library to those new patrons and our current patrons. The grand prize this year is an iPad mini, donated by the Friends of the Library. Thank you Friends!

I included an article that was published in this month's *Library Journal* titled "The Library as Catalyst for Civic Engagement". It's an excellent article that talks again about the future of libraries (and by future we are talking about the next 6 years) and how libraries will need to adapt to stay relevant. I am going to distribute it to all Library staff because I believe it's so important that everyone understands the direction that public libraries are moving. This is happening now! These are not just ideas anymore, they are industry trends.

BOARD REPORT

August 2013

	Aug-13	Aug-12	PER CENT CHANGE	CUMULATIVE TOTAL FY 13	FY 12/13	PER CENT CHANGE
Circulation						
Adult	68,682	75,122	-9%	291,318	297,593	-2%
Kids' Library	51,725	53,259	-3%	242,162	239,144	1%
Unspecified	444	412	8%	1,900	1,456	30%
Total	120,851	128,793	-6%	535,380	538,193	-1%
		0				
Number of Days Open	30	30				
Downloadable Books & Media	4,452	3,377	32%			
Web Site						
Visits	41,010	50,356	-19%	185,208	200,234	-8%
Unique Visitors	25,193	28,712	-12%	121,666	112,526	8%
Page Views	79,294	108,421	-27%	364,602	415,882	-12%
Reference Queries						
Adult Reference	6,311	5,777	9%	22,554	22,266	1%
Kids' Library	2,063	1,961	5%	9,702	8,319	17%
Total Reference Req.	8,374	7,738	8%	32,256	30,585	5%
Meeting Room Use						
Library Programs	55	47	17%	478	447	7%
Public Meetings	22	24	-8%	91	103	-12%
Total Programs/Meetings	77	71	8%	569	550	3%
Visitor Count						
In-house	45,648	47,485	-4%	200,924	204,053	-2%
Drive-up	1,675	1,844	-9%	6,837	7,339	-7%
Total	47,323	49,329	-4%	207,761	211,392	-2%
Library Cards						
Card Holders 08/01/13	29,561					
Added	298					
Withdrawn	304					
Card Holders 08/31/13	29,555					
			Purge of expired cards			
Elmhurst Cards Used						
	10,257	10,320	-1%			
Nonresident Cards						
	ADULT	JUVENILE	TOTAL			
Card Holders 08/01/13	69	32	101			
Added	16	3	19			
Expired	11	9	20			
Card Holders 08/31/13	74	26	100			

BOARD REPORT

August 2013

Materials (Selected Statistics)	Adult	Adult	Juvenile	Juvenile
	Added	Withdrawn	Added	Withdrawn
Books, Non-Fiction	558	1,724	149	251
Books, Fiction	711	604	457	954
Cassettes	0	0	0	0
Compact Discs	119	94	21	0
Playaways Audio	1	0	2	0
Kits	0	0	0	0
Software	0	0	0	0
CD-ROM	0	0	1	0
Videos	0	0	0	0
DVD's	142	0	99	1
Blu-ray	10	0	0	0
Playaways View	0	0	0	0
Console Video Games	5	0	0	0
Toys	0	0	0	0
Flashdrives	0	0	0	0
TOTAL	1,546	2,422	729	1,206

Collection Totals	Adult	Juvenile	Total
Books	179,871	116,757	296,628
Cassettes	0	0	0
Compact Discs	22,971	4,140	27,111
Playaways Audio	681	249	930
Video Cassettes	0	0	0
DVDs	14,601	10,167	24,768
Blu-ray	302	0	302
Playaways View	0	0	0
CD-ROM		378	378
Console Video Games	496	646	1,142
Kits	0	195	205
Toys	0	404	404
TOTAL	218,922	132,936	351,858

CIRCULATION REPORT

August 2013

TOTAL CIRCULATION:

August 2013 = 120,851

August 2012 = 128,793

Circulation for August 2013 decreased 6% compared to August 2012.

% of total activity on SWAN = 8.59%

% of checkouts done on self-checks = 31%

SINCE AUGUST 19, ELMHURST ITEMS HAVE NOT BEEN HOLDABLE TO NON ELMHURST PATRONS IN SWAN AND ELMHURST PATRONS WERE NOT ABLE TO PLACE HOLDS IN SWAN.

Holds:

- Placed this month: 7,581
- Placed a year ago: 11,679
- Percent Change: -35%
- Holds Not Picked Up: 1170
- Percent of holds placed: 14%

ILL:

- ILL sent this month: 4,985
- ILL sent a year ago: 8,506
- Percent Change: -41%
- ILL received this month: 4,692
- ILL received a year ago: 6,643
- Percent Change: -29%

Non-Resident Cards purchased: 6 @ \$1,454.05

Unique Management Services:

- Accounts submitted this month: 13 @ \$8.95 = \$116.35
- Total accounts submitted: 1,219
- Total cumulative recovery of \$126,516.53 yielding an ROI of 11.66 to 1.

Book Sale Room:

- Books Sold: Went to donation model in August 2012
- Revenue: \$ 564.55

Ecommerce:

- | | | |
|---------------------------|----|----------|
| • Non-Resident Fees | \$ | 777.27 |
| • Lost items/Misc. | \$ | 482.00 |
| • Fines & Processing Fees | \$ | 1,327.95 |
| • Out of State Fees | \$ | 0.00 |
| • Total..... | \$ | 2,587.22 |

of Patrons Served at Drive-up Window:

- August 2013 = 1,675
- August 2012 = 1,844
- Percent Change: -9%

Highest Hourly Rate of Circulation Transactions:

Sunday, August 25th. Average 1,215 items/hour!*

*items checked in, checked out and renewed

Meetings Attended:

- Sam, Kim and Laura visited Cook Memorial Library for LINKin training.
- Sam attended project update meetings with Innovative on August 6th, 20th, & 27th.
- Sam attended INN Reach meetings on August 8th, 22nd, & 29th.
- Sam attended Innovative and INN-Reach training August 12th -15th.
- Darlene, Kim, Debbie and Laura attended Circulation and INN-Reach training on August 14th & 15th.

Of Note:

- The Circulation Department worked on finalizing all of the preparations for going standalone.
- We welcomed Carol C. and Allison R. and Jennifer H., our newest Pages, to the Circulation Department.
- We checked out 12 items to Elmhurst patrons at the Farmer's Market on the 7th.
- Four volunteers worked for 16 hours on our canvas bags and cleaning carts this month.

Notable High Circulation Figures:

- **32,653 books from the KIDS Library**
- **26,427 books from the ADS**
- Devices checked out for use in Library
 - 53 Laptops (KIDS)
 - 32 iPads (KIDS)
- 4,452 Digital Audio Media
 - 2,475 My Media Mall
 - 383 3M Cloud
 - 76 One Click Digital
 - 1015 Freegal
 - 503 Zinio
- 2,532 Magazines (ADS and KIDS)
 - 827 *Magazines to Go*
 - 712 *magazines were browsed within the Library. ***Not included in the 2,532 reported circulation statistics.***
- 560 Blu-Rays

COMPARATIVE CIRCULATION ACTIVITY by Agency (August '13)

Agency	Term #	Checkouts	Renewals	Total	% of Total	Library
Undefined	0	7	147	154	0.01%	Undefined
ADS	10	11,637	2,356	13,993	1.20%	ADS Acorn
ADS	106	929	6	935	0.08%	ADS self-checkout
AMS	11	14,978	1,007	15,985	1.37%	AMS Alsip
AMS	116	1,362	29	1,391	0.12%	AMS self-checkout
BBS	98	248	23	271	0.02%	BBS Markham (Bookmobile)
BCS	12	2,765	261	3,026	0.26%	BCS Beecher
BFS	95	19,200	2,162	21,362	1.82%	BFS Brookfield
BFS	956	556	11	567	0.05%	BFS self-checkout
BIS	13	10,301	2,214	12,515	1.07%	BIS Blue Island
BKS	14	2,829	120	2,949	0.25%	BKS Berkeley
BPS	15	1,218	341	1,559	0.13%	BPS Bedford Park
BRS	16	3,813	415	4,228	0.36%	BRS Broadview
BVS	97	4,862	508	5,370	0.46%	BVS Bridgeview
BWS	17	5,408	556	5,964	0.51%	BWS Bellwood
BYS	18	23,941	2,377	26,318	2.25%	BYS Berwyn
BZS	93	91	22	113	0.01%	BZS Brookfield Zoo
CAS	19	1,212	552	1,764	0.15%	CAS Calumet Park
CCS	20	8,043	1,427	9,470	0.81%	CCS Calumet City
CHS	21	5,354	970	6,324	0.54%	CHS Chicago Heights
CIS	22	20,145	1,612	21,757	1.86%	CIS Cicero
CNS	23	7,558	552	8,110	0.69%	CNS Clarendon Hills
CRS	24	11,968	1,354	13,322	1.14%	CRS Chicago Ridge
CTS	25	11,680	2,013	13,693	1.17%	CTS Crete
CWS	26	3,862	503	4,365	0.37%	CWS Crestwood
DGS	28	26,785	3,395	30,180	2.58%	DGS Downers Grove
DGS	286	48,008	441	48,449	4.14%	DGS self check
DOS	29	3,289	804	4,093	0.35%	DOS Dolton
EHS	30	60,686	8,564	69,250	5.91%	EHS Elmhurst
EHS	306	30,513	815	31,328	2.68%	EHS self-checkout
EPS	31	15,286	1,711	16,997	1.45%	EPS Elmwood Park
EPS	316	314	18	332	0.03%	EPS self-checkout
ESS	32	25,971	4,379	30,350	2.59%	ESS Eisenhower
ESS	326	1,218	72	1,290	0.11%	ESS self-checkout
EVS	33	9,529	745	10,274	0.88%	EVS Evergreen Park
EVS	336	1,380	124	1,504	0.13%	EVS self-checkout
FBS	34	332	62	394	0.03%	FBS Frankfort (Bookmobile)
FMS	35	9,536	1,292	10,828	0.92%	FMS Flossmoor
FMS	356	3,184	15	3,199	0.27%	FMS self-checkout
FPS	36	12,435	718	13,153	1.12%	FPS Forest Park
FPS	366	638	42	680	0.06%	FPS self-checkout
FRS	37	9,196	1,352	10,548	0.90%	FRS Frankfort
FRS	376	17,641	64	17,705	1.51%	FRS self-checkout
GAS	94	145	17	162	0.01%	GAS Glenwd-Lynwd bkmobl
GPS	38	5,796	564	6,360	0.54%	GPS Grande Prairie
GWS	39	6,554	716	7,270	0.62%	GWS Glenwood-Lynwood
GWS	396	5	0	5	0.00%	GWS self-checkout
HAS	40	2,298	246	2,544	0.22%	HAS Harvey
HDS	41	20,942	2,532	23,474	2.00%	HDS Hinsdale
HDS	416	4,389	108	4,497	0.38%	HDS self-checkout
HDS	417	13	0	13	0.00%	HDS boopsie
HKS	42	2,945	390	3,335	0.28%	HKS Hodgkins
HSS	43	5,334	335	5,669	0.48%	HSS Hillside
HWS	44	26,434	2,876	29,310	2.50%	HWS Homewood
INS	45	27,968	3,495	31,463	2.69%	INS Indian Prairie
INS	456	35,837	121	35,958	3.07%	INS self-checkout
JDS	46	1,987	235	2,222	0.19%	JDS Justice
LGS	47	18,586	1,789	20,375	1.74%	LGS La Grange

COMPARATIVE CIRCULATION ACTIVITY by Agency (August '13)

<u>Agency</u>	<u>Term #</u>	<u>Checkouts</u>	<u>Renewals</u>	<u>Total</u>	<u>% of Total</u>	<u>Library</u>
LGS	476	1,996	42	2,038	0.17%	LGS self-checkout
LPS	48	13,011	1,561	14,572	1.24%	LPS La Grange Park
LYS	49	5,630	401	6,031	0.52%	LYS Lyons
MAS	91	200	105	305	0.03%	MAS Morton Arboretum
MCS	50	1,556	88	1,644	0.14%	MCS McCook
MDS	51	6,360	256	6,616	0.57%	MDS Midlothian
MDS	516	735	3	738	0.06%	MDS self-checkout
MKS	52	1,505	169	1,674	0.14%	MKS Anderson/Oglesby
MKS	526	73	0	73	0.01%	MKS self-checkout
MPS	54	5,268	456	5,724	0.49%	MPS Melrose Park
MTS	55	11,039	1,787	12,826	1.10%	MTS Matteson
MTS	556	574	99	673	0.06%	MTS self-checkout
MWS	56	2,545	382	2,927	0.25%	MWS Maywood
NLS	57	12,819	1,203	14,022	1.20%	NLS Northlake
NLS	576	1,127	22	1,149	0.10%	NLS self check
NRS	58	5,291	747	6,038	0.52%	NRS North Riverside
OES	74	3,105	515	3,620	0.31%	OES Oak Park Dole
OES	746	2,690	38	2,728	0.23%	OES self-checkout
OLS	60	25,082	1,906	26,988	2.31%	OLS Oak Lawn
OLS	606	20,336	236	20,572	1.76%	OLS self-checkout
OPS	99	36,635	9,266	45,901	3.92%	OPS Oak Park
OPS	996	41,533	668	42,201	3.60%	OPS self-checkout
OZS	92	10,102	1,157	11,259	0.96%	OZS Oak Park Maze
OZS	926	2,472	20	2,492	0.21%	OZS self-checkout
PCS	62	629	69	698	0.06%	PCS Prairie State College
PFS	63	13,749	1,677	15,426	1.32%	PFS Park Forest
PHS	64	7,332	1,371	8,703	0.74%	PHS Palos Heights
PHS	646	4,212	22	4,234	0.36%	PHS self-checkout
PPS	65	2,933	478	3,411	0.29%	PPS Palos Park
PSS	66	2,172	308	2,480	0.21%	PSS University Park
PTS	67	10,911	743	11,654	1.00%	PTS Prairie Trails
PTS	676	427	6	433	0.04%	PTS self-checkout
RDS	68	3,468	243	3,711	0.32%	RDS Riverdale
RFS	69	11,347	1,194	12,541	1.07%	RFS River Forest
RFS	696	1,368	14	1,382	0.12%	RFS self-checkout
RGS	70	4,101	521	4,622	0.39%	RGS River Grove
ROS	71	52	0	52	0.00%	ROS William Leonard
RPS	72	5,746	836	6,582	0.56%	RPS Richton Park
RSS	73	9,266	1,268	10,534	0.90%	RSS Riverside
SAS	75	941	345	1,286	0.11%	SAS Summit
SFS	76	5,394	350	5,744	0.49%	SFS Stickney-Forest View
SHS	77	10,742	1,347	12,089	1.03%	SHS South Holland
SPS	78	6,400	508	6,908	0.59%	SPS Schiller Park
STS	79	3,972	372	4,344	0.37%	STS Steger-S Chicago Hts
SVS	80	1,496	99	1,595	0.14%	SVS Nancy McConathy
TBS	90	1,882	177	2,059	0.18%	TBS Tinley Park bookmobile
TFS	81	13,467	989	14,456	1.23%	TFS Thomas Ford
THS	96	775	69	844	0.07%	THS Thornton
TPS	82	21,953	3,706	25,659	2.19%	TPS Tinley Park
TPS	826	26,674	256	26,930	2.30%	TPS self-checkout
TTS	83	372	221	593	0.05%	TTS S Suburban College
WCS	84	9,357	748	10,105	0.86%	WCS Westchester
WMS	85	20,133	1,622	21,755	1.86%	WMS Westmont
WOS	86	4,149	387	4,536	0.39%	WOS Worth
WRS	87	39,708	3,826	43,534	3.72%	WRS Woodridge
SLS	89	276	97	373	0.03%	SLS (Metropolitan Lib Sys)
TOTAL:		1,066,229	104,571	1,170,800	100.00%	

Adult Services Department

August 2013

Programming

August	3 Computer Classes	24
August 1,3,8,10,15,17,22,24,29,31	Drop-in eReader help!	18
August 7	EPL @ the Farmers Market	*no count
August 13	Dream Interpretation	42

Upcoming Event:

ABC's of Photo Organization

Sept 24 @ 7-8:30

Learn how to organize a lifetime of printed and digital family photos, no matter how large your collection. If you wish you could enjoy your photographs and family history but don't know where to begin, this program will empower you to take action. Learn tips for incorporating your family values in your albums and photo projects, too. Join us and leave inspired and ready to conquer this daunting yet rewarding task. Presented by Monica Lee, member of the Association of Personal Photo Organizers.

Staff Training, Development & Instruction

August 1 Lau attended Libraries and Health Insurance Webinar
August 1-4 Perona attended Digipalooza
August 5 Palmer attended a YA SIG Meeting
August 7 Bachman attended the New Teacher Orientation/Lunch
August 8 Lau attended the Business Interest Group Librarians Meeting
Aug 12-15 Bryan Blank participated in Innovative Training

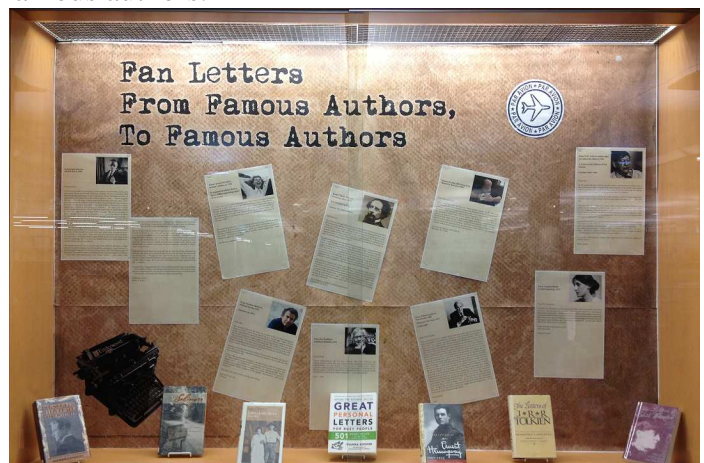
August 13 Lau attended the Points of View Reference Center Webinar
August 22 Kollbocker participated in the ARRT Booklovers Convention
August 26 Bell attended ACA and Libraries Reader's Advisory Panel
August 27 Palmer attended the Booklist Webinar Trends in YA Books

Displays

Books, Media & More – August

- Shark Week - Hannah Payne
- Summer Reading - Margie Kollbocker
- Take a Trip to Hawaii – Katie Cortesi
- Dreams - Nadine Bachman
- Entertainment Weekly 100 Best of... - Margie Kollbocker
- Sci-fi Scene - Margie Kollbocker
- Lollapalooza & More - Ariana Haze
- See the U.S.A. - Mike Wydra
- Movies we Love to Hate- Wyatt Fertig
- A Member of the Family (Pets) - Jackie Lehrer
- "I travel for travel's sake." - Robert Louis Stevenson - Anne Swanson

Glass Case: Fan letters from famous authors to famous authors.



Group Study Rooms

	Dec	Nov	Oct	Sept	Aug	July	June	May	Apr	Mar	Feb	Jan
2013 Groups					207	214	180	216	234	212	185	213
2013 Individuals					151	158	182	200	177	163	160	167
2013 Total Uses					358	372	362	416	411	375	345	380
<i>2012 Total Uses</i>	<i>330</i>	<i>385</i>	<i>424</i>	<i>342</i>	<i>321</i>	<i>308</i>	<i>348</i>	<i>415</i>	<i>401</i>	<i>371</i>	<i>432</i>	<i>370</i>
<i>2011 Total Uses</i>	<i>352</i>	<i>399</i>	<i>379</i>	<i>367</i>	<i>337</i>	<i>356</i>	<i>310</i>	<i>384</i>	<i>411</i>	<i>423</i>	<i>372</i>	<i>374</i>
<i>2010 Total Uses</i>	<i>319</i>	<i>389</i>	<i>403</i>	<i>366</i>	<i>324</i>	<i>316</i>	<i>325</i>	<i>366</i>	<i>380</i>	<i>420</i>	<i>377</i>	<i>398</i>
<i>2009 Total Uses</i>	<i>323</i>	<i>340</i>	<i>398</i>	<i>347</i>	<i>295</i>	<i>286</i>	<i>311</i>	<i>344</i>	<i>363</i>	<i>357</i>	<i>325</i>	<i>351</i>

Patron Interactions

In August we answered **6311** reference questions on the 2nd floor.

A selection of Database Statistics

	Aug 2013	July 2013	June 2013	May 2013	Apr 2013	Mar 2013	Feb 2013	Jan 2013	Dec 2012	Nov 2012
All Magazine/News Indexes	8244*	2564	2178	1346	1607	1818	2402	2481	1569	2377
Ancestry	1731	3948	2402	2592	5005	2476	3458	2416	2222	3226
Transparent Language	18	29	70	61	22	15	24	42	5	43
Consumer Reports.org	227	267	239	306	219	248	233	265	283	311
Downloadable Books	2934	3237	2778	2463	2334	2842	2361	2821	2300	1723
Freegal	1015	1010	971	1003	1050	1081	1050	1119	1242	1239
Morningstar	984	1059	423	596	861	895	752	1823	756	879
Novelist	2547	775	238	319	258	295	274	490	325	306
Public Records	354	339	359	351	378	374	360	359	349	346
Reference USA	865	857	960	1035	806	987	1087	1630	1055	909
Tutor.com Learning Suite	22	9	13	92	73	54	57	54	57	49
Valueline	3994	3808	1829	1753	2079	3690	3662	5012	3206	2338
Zinio (emagazines)	503	530	470	497	625	712	753	945	872	N/A

*This spike is likely due to some of our indexes being included in the new catalog.



Patti Palmer Teen & Reference Librarian

I love pop culture and my bible is the Entertainment Weekly magazine and website! This serves me well in ordering materials for the collection. I order the teen fiction and audiobooks, teen magazines, graphic novels and manga, anime DVDs, and the music CDs. Since I began this job 5 years ago, I have built the twice-yearly Study for Finals into our largest library program. The students, teachers and parents tell me how much they appreciate this event. Since the academic programs are the most popular with our busy teens and parents, I have added practice ACT and SAT exams, and programs on college and career planning.

We remodeled the Teen Area in late 2009 to make it a better space for the teens. Having grown up in Elmhurst, I know there have never been enough places where teens can just hang out. With the second floor remodel coming up, we're working on adding new technology and making this an even better space for the teens. I also enjoy doing detective work which translates well to answering questions at the Information Desk and helping patrons find materials they will enjoy. My love of pop culture again comes in handy when suggesting movies to patrons or helping them identify a film when the title escapes them.

August 28, 2013

Dear Elmhurst Public Library Administrators and Board Members,

Thank you for sending me to Digipalooza 2013, an eBook conference put on by OverDrive/MyMediaMall. The three days I spent in Cincinnati were incredibly informative and inspiring.

Some of the sessions I attended were *Maximizing ROI with Your Digital Collection Budget*, *Uncovering the New User and Engaging the Black Belts*, *Big Data for Big Impact*, and *Publisher & Author Roundtables*. Mitch Albom was the Keynote Speaker. There was also a Town Hall meeting where we sat down in small groups with OverDrive employees to discuss issues and wish lists. Throughout the weekend there were many opportunities to engage the OverDrive staff and network with other librarians who were doing some version of my job.

The most exciting tidbit of information I came back with is regarding OverDrive Read, which provides access to streaming eBooks. The importance of streaming eBook, eAudio, and eVideo content was one of the things that came up time and again at the conference. This technology is still being developed for eAudio and eVideo, but streaming eBooks are here! Just find an eBook in MyMediaMall to borrow and hit the "Read" button at checkout. You can then read it through your browser OR download it as a unique app on to the Home page of your Mobile Device.

I look forward to implementing some of the great ideas I have learned about and to my next professional development opportunity!

Sincerely,

Rita Perona

KIDS' LIBRARY August 2013

PROGRAMS

Summer Sizzle (1 – 3 year olds and adult): 16 sessions; 373 children, 263 adults
Rhyme Time (1's & 2's): 5 sessions; 78 children, 66 adults
Family Storytime: 4 sessions; 36 children, 27 adults
Littlest Storytime (for under one's): 8 sessions; 92 children, 76 adults

Our Summer Reading Club finale featured magician Dennis DeBondt and his very funny magic. He performed to a crowd of 108. Thirty-one gaming fans came out for our night of Pokemon & More on August 9. Open LEGO was attended by 44 builders, and LEGO Club featured creations by 12 participants.

MIDDLE SCHOOL PROGRAMS

We had a large turnout for our Volunteer Pizza Party this summer. Kids enjoyed games, awards, and dancing. Eighty-two volunteers attended the program. Our regular series programs, Video Game Club on August 13 and Duct Tape Creations on August 28 brought in 13 and 9 kids respectively.

Children's Programs:	38
Children's Program Attendance:	1,216
Middle School Programs:	3
Middle School Attendance:	<u>104</u>
Total programs offered:	41
Total attendance:	1,320



August 10, last day of Summer Reading!

SCHOOL SERVICES

Shaira Rock gave a tour and presented information about children's literature to a class of ten students from Elmhurst College on August 29.

Seven classroom collections totaling 301 items circulated to five schools.

VOLUNTEERS



We had 104 middle school volunteers who donated **277** hours of service to the Library this month.

STAFF

We held the raffle for summer reading prizes on August 12. That week Sharon Karpiel attended four days of Innovative training in preparation of our migration to a new catalog. We hosted our Volunteer Pizza Party and attended Staff Institute Day. School began on August 19, and our School Services Librarians quickly got busy with requests from teachers and school librarians. Gloria Walsh-Rock helped out at the Library's booth at the Farmers' Market on August 7, and attended an all-day Performers' Showcase on August 28.

DISPLAYS

Two of our most popular displays returned – the winning entries of our Poster Contest and Photo Contest, and our annual display of "First Day of School" books.



Public Information Report

August 2013

News Links: (click to view)

Books with Peaches (Farmers' Market) feature in Patch email: <http://bit.ly/1eINts4>

Dream interpretation Workshop: <http://bit.ly/1g6vjhL>

New Catalog: <http://bit.ly/14BjPkK>

The Best Card In Your Wallet: <http://bit.ly/18XPryQ>

Board Meeting Time Change: <http://bit.ly/17SWz2f>

Green Fest: <http://bit.ly/17SWyey>

Community Outreach:

Greenfest (Aug 3) 1

<http://bit.ly/160hmfK>

120 kids took "truffula trees"

all six eco devices were checked out.

Farmers Market (Aug 7) 2

96 interactions

19 questions answered

7 people checked out books.

One comment "I'm very pleased with how my tax dollars are spent"

Taste of Elmhurst at Elmhurst College (Aug 29) 3

Introduced freshman to EPL

Answered questions on how to get an EPL card or use home library cards as reciprocal borrowers

Distributed Freegal, Zinio, eBook, etc. materials.



Social Media Statistics:

	Sept 2012	Oct 2012	Nov 2012	Dec 2012	Jan 2013	Feb 2013	Mar 2013	Apr 2013	May 2013	June 2013	July 2013	Aug 2013
Facebook likes:	116	1135	1164	1202	1225	1293	1342	1373	1389	1413	1428	1471
Twitter followers:	493	506	526	528	536	553	567	593	614	646	659	689
Yelp views:	107	129	102	100	117	168	150	111	109	125	183	364
stars (of 5)	4.58	4.58	4.68	4.68	4.67	4.48	4.67	4.67	4.67	4.69	4.70	4.55
Bookletters visits:	1131	1120	872	1024	1137	1071	1102	1279	803	1007	1725	1090

Highlights:

