

DIRECTOR'S REPORT

It was great to have most of the EPL staff together on Staff Institute Day. The day went well beginning with a presentation from Ozy Aloziem, MSW and Manager of Diversity, Equity, and Inclusion at the Denver Public Library. The presentation was followed by a community panel with representatives from District 205, The Backyard Caucus, and The Elmhurst Pride Coalition. After breaking for lunch, staff attended small group sessions and discussed what they read, watched or listened to from a curated list of resources about DEI subjects.

We tried something different for lunch this year by hosting two food trucks. The main lunch food truck was not up to expectations however, the dessert vendor was a big success. Staff had their choice of three rice bowls for lunch with chicken, vegetables or shrimp. Dessert was a choice of a lime, strawberry, café con leche, or Oreo paleta.

The new edition of Fine Print is available and it's filled with interesting programs for fall. We are programming mostly in-person with some virtual programming to accommodate people who would prefer to attend from home. If new guidelines are issues by the State we are prepared to pivot virtual environment.

ADULT SERVICES DEPARTMENT REPORT

July 2021

Patron Interactions

While use of the floor remains busy with study rooms and tables being very well used, patron interactions remain well below pre-pandemic numbers. July interactions averaged 30% less than a normal July and held relatively steady compared to the month before.

Study Rooms and 2nd Floor Meeting Rooms

Study rooms and the Gathering room continued to see increased use. With the Board Room now being treated as a study room, it saw 56 uses in July. By comparison the Gathering Room, which is treated as a meeting room as the Board Room used to be, saw only 26 reservations. These reservations do not account for walk-up use by patrons when the rooms are not booked.

Summer Reading

Summer Reading ended in July. Participation increased by 13% this year for adults and teens.



Accessibility and Inclusion Survey

The Accessibility and Inclusion Survey has finished. The 224 responses will be compiled in August.

KIDS' LIBRARY DEPT REPORT

July 2021

Programs

The Summer Reading Program officially ended on Saturday, July 31. We are incredibly excited and proud to have had 1947 participants through the end of July, and a total of 2022 participants throughout the entire summer this year. 63% of all participants who checked in at the halfway mark (20 days) completed the entire program (40 days), which is an overall increase from years' past, where completions compared to initial participation hovered closer to 50%. Way to go, Kids' staff!

Staff have also been doing pop up programs throughout the summer, which has been a fun way to make small but fun connections. We've been able to do programs that range from mini-storytimes to colorful science experiments to board and video game gatherings.

School, Scouts, & Community Outreach

Katie Stringwell and **Allison Davis** presented Story Walk Live at Berens Park on Friday, July 9. Allison says it was "SO MUCH FUN! My goal was to get every kid to participate even if all they participated in was the last sign (which was mine). Goal achieved!"

Carol Chlystek represented the Library at the first annual Back to School Fair at Churchville Middle School on July 24, while **Katie Stringwell** and **Gloria Walsh-Rock** helped her to prepare for the visit. Carol took several items for the families to take home, including a craft – a butterfly to color with EPL info on the back. Carol noted that most of the families were Spanish-speaking but it was still great to have the opportunity to interact. For inclusivity purposes, it would be beneficial for the Library to create informational handouts in Spanish given our pockets of Spanish speakers throughout the community, as well as in support of our community's dual language program.

The department continued to host three groups from the YMCA on Mondays, Wednesdays, and Fridays throughout July, with **Linnea Dolan** continuing to prepare crafts and curate books that may be of interest to the groups.

Staff Training

Lori Hoegler, **Jan Simmons**, **Nuala Maloney-Murphy**, **Shaira Rock**, **Gloria Walsh-Rock**, **Carol Chlystek**, **Allison Davis**, and **Alea Perez** participated in **9 hours** of staff training and networking opportunities. Topics included mapping songs, diversity and sexual harassment training, and book discussions on *Caste*, by Isabel Wilkerson.

MARKETING DEPARTMENT REPORT

July 2021

July Marketing Topics included:

Programming: The Olympics!

The Library aims to always be ready with timely and relevant programming and July was no exception. With events like *The Modern Olympics: From Athens to Tokyo* and *Wilma Rudolph & Andy Stanfield: Olympic Heroes*, as well as a pop-up program inviting Library visitors to participate in some outdoor games, we celebrated the international games well.

Collection: Bags to Go and Stream Kits

With kids at home and looking for fun things to do over the summer, we took the opportunity to remind them of some of our packaged activity bags. Bags to Go focus more on topical skill learning (phonics, tying shoes, sign language), while Stream Kits are more science activity based.

Services: Autorenewals of Library Cards

Another way to make the lives of our patrons easier! Library cards no longer expire. Once people have a card, it only stops working for them if they move out of Elmhurst.

Inside Scoop: Culture Passes

Explore More Illinois and Museum Adventure Passes offer great opportunities to visit local and regional attractions! Many attractions are free, while others offer substantial discounts.

elmlib.org/culturepass

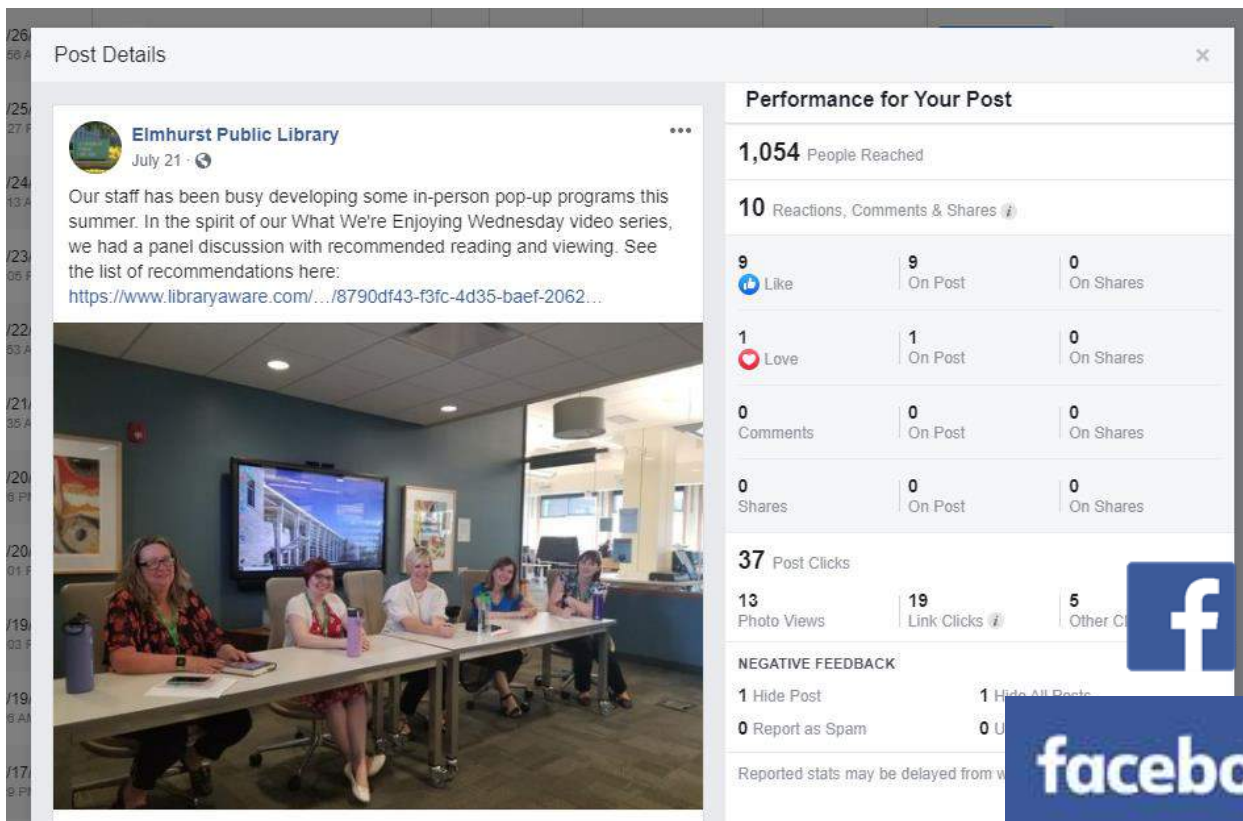
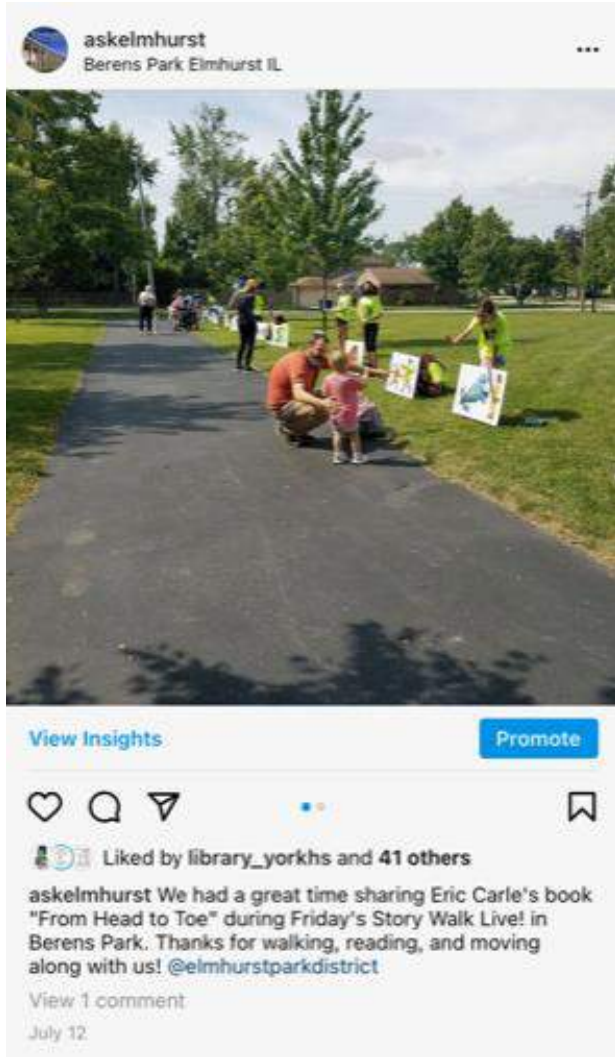
Community Connection: Wild Animal Scavenger Hunt

Working in tandem with the Kids' Library, Marketing designed some graphics for a poster hunt around town with animal-themed information to support the Kids' Summer Reading program, *Tails and Tales*.



Sample poster from the Scavenger Hunt.

Here are some sample screenshots of our online presence from July:



PROGRAM STATISTICS

JULY 2021

Adult Programs	Primary Event Type	Attendance	Sessions
20s/30s Book Discussion: Read Sci-Fi!	20 and 30 Somethings	1	1
Activity Apps and Trackers	Technology	5	1
The Revisioners by Margaret Wilkerson Sexton	Adult Book Discussion	6	2
An Evening with Casey McQuiston	Adult Program	159	1
Board Game Pop Up	Pop In Activity	29	2
Book Safe	Create	77	1
Chair Yoga	Seniors	12	1
Ciao Italia!	Adult Program	6	1
Culture Club: If Statues Could Talk, Part II	Adult Program	50	1
Data Axle Reference Solutions for Your Small Business: Part I	Business	5	1
Elmhurst Business Connection	Business	14	2
Excel Intermediate	Technology	14	1
Family Camping Basics	Common Connection	5	1
Getting Things Done	Adult Program	6	1
Great Decisions	Adult Program	4	1
Great Picnic Cuisine	Adult Program	39	1
How to Use LinkedIn for Job Searching	Business	8	1
Jewelry Holder	Pop In Activity	24	1
LGBT+ Trivia	Trivia	13	1
Library Board Meeting	Adult Program	10	1
Make Your Own Terrarium	Pop In Activity	38	1
Meal Prep Planning	20 and 30 Somethings	31	1
News and Coffee Chat Pop Up	Pop In Activity	7	1
Next Chapter Book Club	Library Insiders	18	2
Olympics	Pop In Activity	12	1
Perler Beads	Pop In Activity	43	1
Schitt's Creek Trivia	20 and 30 Somethings	22	1
Social Issues Learning Group	Library Club	4	1
Staying Mentally Fit	Adult Program	4	1
The Modern Olympics: From Athens to Tokyo	Common Connection	23	1
Video and Music Streaming With Your Library Card	Technology	4	1
What We're Enjoying Live!	Pop In Activity	1	1
Wilma Rudolph & Andy Stanfield: Olympic Heroes	Common Connection	12	1
TOTALS		706	37
Teen Programs	Primary Event Type	Attendance	Sessions
Creative Writing for Teens	High School	2	1
Dungeons & Dragons	High School	6	1
Minecraft Mondays	High School	13	3
Minecraft UHC	High School	17	3
Teen Advisors	High School	13	4
Video Game Tourney Night	High School	26	4
TOTALS		77	16
Middle School Programs	Primary Event Type	Attendance	Sessions
Middle School Volunteers: Story Walk Live	Middle School	11	1
TOTALS		11	1
Kids' Library Programs	Primary Event Type	Attendance	Sessions
Board Games	Pop In Activity	8	1
Cartooning with Mark Anderson: A Tale of Two Tails	Elementary School	25	1
Chalk Games	Pop In Activity	5	1
Circus Storytime	Pop In Activity	7	1
ECT Previews Madagascar	Family	65	1

Exploring Science	Pop In Activity	30	1
Fun for 3s, 4s, and 5s	Storytime	54	5
Kids' Online Chess	Elementary School	5	1
LH Exploding Baggies Science	Adult Program	30	1
Little Wiggles Storytime	Storytime	90	4
Meet the Chicago Union Ultimate Disc Team	Elementary School	22	1
Movie in the Park: ""The Goonies""	Family	200	1
Musical Storytime	Pop In Activity	20	1
Outreach Churchville Health Fair	Family	35	1
Saturday Stories	Storytime	95	5
Story Walk Live! in Berens Park	Family	49	1
Under the Sea Storytime	Pop In Activity	45	1
Virtual Animal Quest: Live Animals Up Close!	Family	29	1
Wild Animal Art	Elementary School	21	1
Wild Mystery Scavenger Hunt	Family	67	1
YMCA Craft Usage	Elementary School	362	12
Zoom in Your Jammies Storytime	Storytime	5	1
TOTALS		1,269	44
Passive Programs	Primary Event Type	Attendance	Sessions
Adult Passive Programs:			
GreenMan Theatre Presents: Playful Stories	Common Connection	61	1
New Skill Saturday: Custom Chocolate Molds	Makery	14	1
New Skill Saturday: How to Mount a Finished Cross-Stitch	Adult Program	34	1
Recording of If Statues Could Talk, Pt 2	Online Program	39	1
Recording of Modern Olympics	Online Program	8	1
Travel Apps	Technology	11	1
Upcycled Pouch	Create	73	1
Video Editing with Windows 10	Technology	21	1
What We're Enjoying Wednesday	Books and Authors	36	2
Summer Reading	Adult Program	188	1
Teen Passive Programs:			
Teen Baby Yoda Craft	Adult Program	2	1
Middle School Passive Programs:			
Paper Marbling	Middle School	60	1
Kids' Passive Programs:			
1000 BksB4K, passive (keep unpublished)	Preschool	21	1
Celebrate Dia! YouTube Reviews for Diverse Books	Elementary School	9	1
Eid al-Adha and the Hajj	Family	12	1
Make a Neighborhood Bird Field Guide	Elementary School	60	1
The Moon's Amazing Orbit	Elementary School	70	1
Summer Reading	Elementary School	1947	1
Adult Program Grand Total Attendance		1191	
Total Passive Program Attendance		485	
Total Program Attendance		706	
Teen Program Grand Total Attendance		79	
Total Passive Program Attendance		2	
Total Program Attendance		77	
Middle School Program Grand Total Attendance		71	
Total Passive Program Attendance		60	
Total Program Attendance		11	
Kids' Program Grand Total Attendance		3,388	
Total Passive Program Attendance		2,119	
Total Program Attendance		1,269	
Passive Program Total Attendance		2,666	
Total Attendance		4,729	
Total Programs			117

STATISTICAL REPORT

July 2021

Circulation

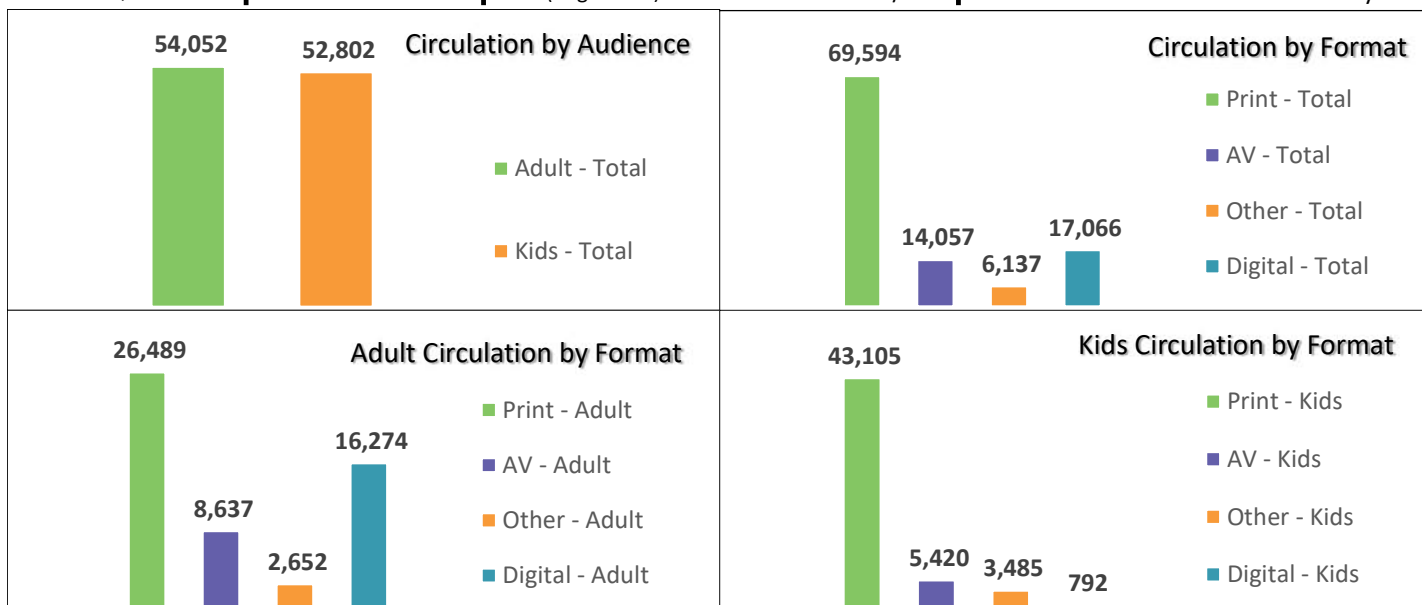
Total Circulation
108,005 ↑ 1%
106,501 last year

Card Holders
24,731

Library Card Usage
8,579 ↑ 3%
8,325 last year

Library Cards Issued
Elmhurst 208 ↑ 126%
(Issued) 92 last year
Reciprocal Borrower 44 ↑ 193%
(Registered) 15 last year

Interlibrary Loan
Borrowed 1,199 ↑ 631%
164 last year
Lent 753 ↑ 49%
507 last year



Technology Usage

Public Computer Use

9,577 ↑ 649%
1,279 last year

Website Visits

119,189 ↓ -7%
127,923 last year

Self Checkout

(% of total checkouts)

45% ↑ 32%
34% last year

WiFi Sessions

16,678 ↑ 159%
6,448 last year

Reference Queries

Reference Questions Total

3,956 ↑ 1%
3,928 last year

Reference Questions

Adult 2,956 ↑ 5%
2,827 last year

Kids 1,000 ↓ -9%
1,101 last year

Meeting Room Use

Library Programs

117 ↑ 43%
82 last year

Public Meetings

55 → 0%
- last year

Group Study Rooms

1,201 → 0%
- last year

Programs

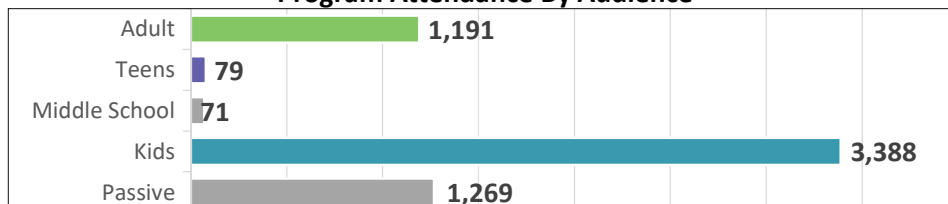
Program Attendance

5,998 ↑ 210%
1,936 last year

Library Programs

117 ↑ 43%
82 last year

Program Attendance By Audience



Library Visits

Total Visits

29,384 ↑ 75%
16,790 last year

In House Visits

Makery 401 → 0%
- last year

Walk-In 27,330 ↑ 118%
12,523 last year

Drive-Up Visits 2,054 ↓ -52%
4,267 last year

Creative Studio 18 → 0%
- last year

Monthly Comparison

Total Circulation

108,005  1%
106,501 last year

Adult Circulation

54,023  -7%
58,385 last year

Kids Circulation

52,783  10%
47,951 last year


ILL Borrowed from Other Libraries

1,199  622%
166 last year


Digital Material Circulation

17,066  -15%
20,089 last year

Databases

29,564  136%
12,521 last year

Reference Questions Total

3,956  1%
3,928 last year

One on One Tutorials

52  108%
25 last year


Number of Programs

117  43%
82 last year


Program Attendance

5,998  210%
1,936 last year

In-Person Visitors

27,330  118%
12,523 last year

Drive-Up Visitors

2,054  -52%
4,267 last year

Year To Date Comparison

Total Circulation

686,307  29%
532,784 last year

Adult Circulation

355,323  9%
324,696 last year

Kids Circulation

322,361  59%
202,690 last year

ILL Borrowed from Other Libraries

8,624  60%
5,398 last year

Digital Material Circulation

119,952  -25%
159,063 last year


Databases

1,622,218  768%
186,926 last year


Reference Questions Total

24,781  13%
21,977 last year

One on One Tutorials

264  58%
167 last year

Number of Programs

681  -5%
714 last year

Program Attendance

31,625  27%
24,809 last year

In-Person Visitors

129,202  4%
123,809 last year

Drive-Up Visitors

20,822  60%
13,005 last year

Collection Totals

Books and Magazines

194,797

Library of Extraordinary Things and Electronics

5,864

Audio Visual

39,373

Digital

135,898

Notable Happenings in Circulation

- We issued 0 *Cards for Kids* library cards in July.
- Three Non resident cards were purchased this month for a total of \$732.83
- The busiest day at the Drive Up Window was Wednesday, July 7.
 - 113 patrons were served on that day.
 - 2,054 patrons were served at the Drive Up Window in June where they picked up holds and Craft Kits.
- We filled 5,715 holds this month.
- Sam visited Skokie Library to see their automated material handler and self checkout units on July 13.