

2019

By the Numbers

- 589,066 people visited EPL
- 1,609,495 visits to elmhurstpubliclibrary.org
- 1,211,750 materials checked out.
- 72,750 people attended 2,043 Library programs. (Average of 170 programs each month)
- Local groups gathered at EPL for 1,121 meetings
- 66,437 reference questions asked
- 369,632 items in collection
- Study Rooms used 18,472 times
- 16,767 visitors to the Makery

Collection Highlights

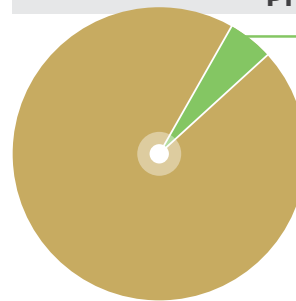
Books	200,283
Downloadable eBooks	75,509
Downloadable Audiobooks	31,092
DVD + Blu-Ray	24,328
Music (CD + Vinyl)	11,583
Audiobooks (CD + Playaway)	11,373
Video Games	1,686
Magazine and Newspaper Subscriptions	365
Puppets + Puzzles + Toys	360
Library of Extraordinary Things + Electronics	347
Board Games	321
Kits (circulating + literacy).....	219
Preloaded eDevices.....	113
Creative Studio Equipment	68

Points of Pride

- Launched Creativebug database
- Debuted “Walk Ride Share” campaign to alleviate parking issues
- Renovated Lobby and Staff areas
- Introduced Online Meeting Room Reservations for patrons
- Hired a full-time Social Services Specialist
- Started 20s/30s Adults programming

Budget

Property Tax



Library taxes are only 5.01% of your tax bill

Source:
City of Elmhurst Property Tax Comparison

Revenue

Grants, gifts, interest, fines, fees, and misc. revenue

\$397,711

Intergovernmental

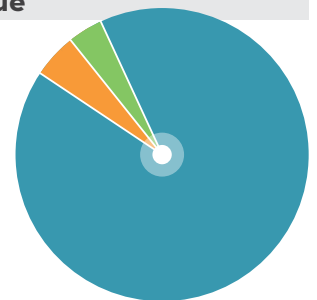
\$346,823

Property tax

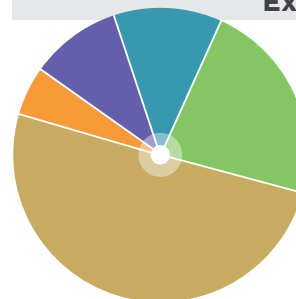
\$7,871,817

Total Revenue

\$8,616,351



Expenditures



Capital

\$445,397

Library materials

\$845,360

General operating expenses

\$1,008,365

Bond payment

\$1,909,710

Salaries + benefits

\$4,398,561

Total

\$8,607,393