

2017

By the Numbers

- 601,633 people visited EPL
- 2,927,410 visits to elmhurstpubliclibrary.org
- 1,232,908 materials checked out.
- 61,135 people attended 2,029 Library programs. (Average of 169 programs each month)
- Local groups gathered at EPL for 1,209 meetings
- 76,055 reference questions asked
- 345,125 items in collection
- Study Rooms used 17,252 times
- 11,605 visitors to the Makery (Opened June 2017)

Collection Highlights

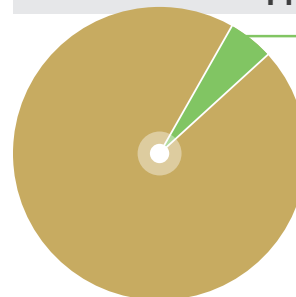
Books	211,554
Downloadable eBooks	50,417
Downloadable Audiobooks	26,750
Videos	24,366
Music (CD + vinyl)	14,700
Audiobooks (CD + Playaway)	10,739
Video Games	1,673
Magazine and Newspaper Subscriptions	429
Toys	420
Electronics + Technology Equipment	183
Board Games	180
Preloaded Electronic Media	107
Electronic Databases	69
Culinary Cupboard (pans + appliances)	63
Kits (circulating and literacy)	52
Knitting Needles + Crochet Hooks	39

Points of Pride

- Makery Opened • June 2017
- Brewpoint Coffee opened in Lobby • August 2017
- Began Kids' Library Renovation • Nov. 2017
- Tied for "Best Library" in West Suburban magazine
- Ranked 5-Star Library by Library Journal
- Inaugural One Book, One Community Program
- 1,000 Books Before Kindergarten Initiative begun
- Launched Winter Reading Challenge for Adults + High School

Budget

Property Tax

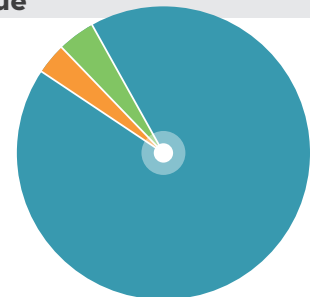


Library taxes are only 5.12% of your tax bill

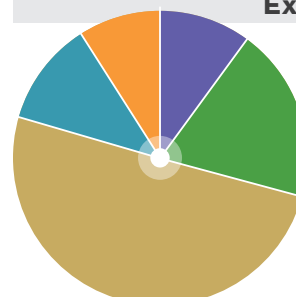
Source:
City of Elmhurst Property Tax Comparison

Revenue

Grants, gifts, interest, fines, fees, and misc. revenue	\$297,477
Intergovernmental	\$299,557
Property tax	\$7,490,957
Total Revenue	\$8,087,991



Expenditures



Capital	\$766,471
Library materials	\$855,357
General operating expenses	\$974,498
Bond payment	\$1,627,884
Salaries + benefits	\$4,266,348
Total	\$8,490,558