

FAQ

Forgot your pin? Want to set one up? Go to elmlib.org/PIN

What does this orange symbol mean? It means that Elmhurst Public Library has purchased additional copies of this title. Your hold will be filled sooner than you might think!



Questions? Comments?

Contact us at (630) 279-8696
or reference@elmhurst.org.



125 S. Prospect Avenue, Elmhurst, IL 60126
630-279-8696 • www.elmhurstpubliclibrary.org

Library Hours:

M-F 9 a.m.-9 p.m. • Sat. 9 a.m.-5 p.m. • Sun. 1-5 p.m.

IPOD & MP3 PLAYERS

How to download
audiobooks & music




AUDIOBOOKS


Getting Started

1. Using a computer, go to elmlib.org/mmmsoftware.
2. Select **OverDrive Media Console** and follow the instructions to download the software to your computer.

Software Downloads



Finding and Checking Out Titles

1. Go to elmlib.org/eaudiobooks.
2. Click on .
3. In the top right corner click **Sign In**.
 - Choose Elmhurst Public Library
 - Enter your Elmhurst Public Library card number and PIN.
4. Find a title to checkout.
5. If the title is currently checked out, **Place a Hold** to be notified via email when your item is ready for checkout.
6. If the title is available, click **Borrow**. The book can then be found under your account **Bookshelf**.

Downloading an Audiobook

1. Select the format and click **Download**.
2. A download box will appear. Select **Open with OverDrive Media Console**.
3. A box will confirm where the file will be downloaded.
4. Audiobooks are downloaded in parts; you can download all or selected parts.
5. Connect your device. Select the **Transfer** button to add your audiobook to your device.

Loan Rules

- Check out titles for 7, 14, or 21 days
- Early returns possible
- Renewals possible
- 5 item checkout limit
- EPL cardholders only

MUSIC

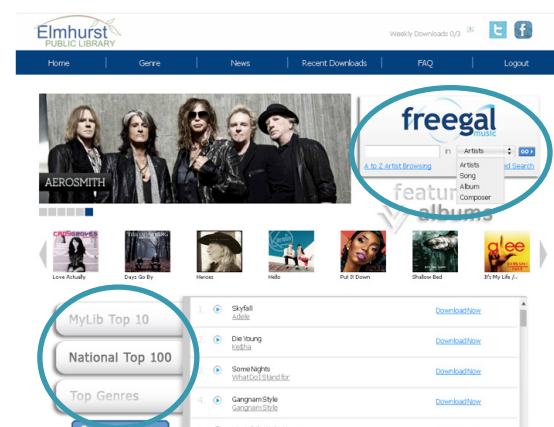
Freegal offers access to millions of songs from over 10,000 labels, including the Sony Music catalog.

Getting Started

1. Go to the elmlib.org/emusic and select **freegal**.
2. Login with your Elmhurst Public Library card number and PIN.

Finding and Downloading Music

1. Search by **Artist**, **Song**, **Album**, or **Composer**. Browse by **MyLib Top 10**, **National Top 100** or **Genre**.
2. Select **Download Now** to download a song. The song file will be saved to your computer.



Loan Rules

- Titles never expire
- 5 songs per week
- EPL cardholders only
- Streaming available