

LOAN RULES



- Check out titles for 7, 14, or 21 days
- Early returns possible
- Renewals possible
- 5 item checkout limit
- EPL cardholders only

3M Cloud Library

- Check out titles for 14 days
- No early returns
- No renewals
- 5 item checkout limit
- EPL cardholders only

FAQ

Forgot your pin? Want to set one up? Go to elmlib.org/PIN

What is my Adobe ID or password? Go to elmlib.org/adobe

Questions? Comments?
Contact us at (630) 279-8696
or reference@elmhurst.org.



125 S. Prospect Avenue, Elmhurst, IL 60126
630-279-8696 • www.elmhurstpubliclibrary.org

Library Hours:

M-F 9 a.m.-9 p.m. • Sat. 9 a.m.-5 p.m. • Sun. 1-5 p.m.

NOOK SIMPLE TOUCH & OTHER EREADERS

How to download eBooks




MyMediaMall EBOOKS

Getting Started

1. Download Adobe Digital Editions on your home computer - adobe.com/products/digitaleditions.
2. Once the software is downloaded, create an Adobe ID. You may also need to authorize your eReader with this ID.

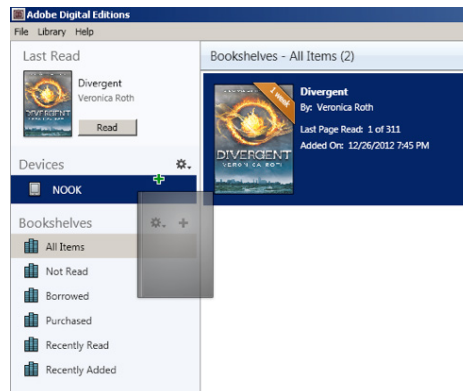
Checking Out a Book

1. Go to elmlib.org/ebooks and select  MyMediaMall.
2. In the upper right corner, click on **Sign In**.
3. Find a title.
4. If it is unavailable, click on **Place a Hold** to be notified via email when your eBook is ready for checkout.
5. If it is available, click **Borrow**.
6. Select EPUB eBook on your account Bookshelf page and **Confirm**.



Transfer to an eReader

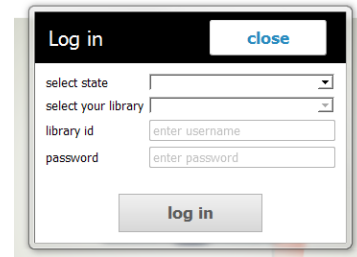
1. When a title is downloaded, Adobe Digital Editions opens automatically.
2. Turn on your device and connect it to the computer. The device name will pop up in the left column of Adobe Digital Editions.
3. Click and drag your eBook to your device icon.



3M Cloud Library EBOOKS

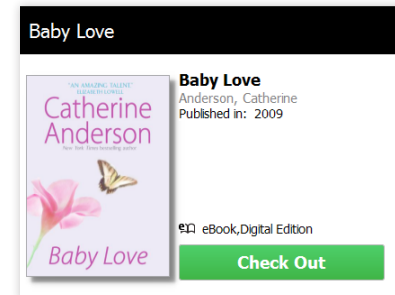
Getting Started

1. Download the 3M PC or Mac app to your home computer - elmlib.org/3M.
2. Open the software to set it up for your initial use.



Checking Out a Book

1. Find a title and click on the book's cover. This will pop up the book information page.
2. If it is unavailable, click on the **Add to Hold List** button. The 3M Cloud Library will NOT email you when your Hold is ready for check out. Please open your 3M app regularly if you are waiting for a book. The titles will be reserved for you for five days.
3. If it is available, click the green **Check Out** button.



Transfer to an eReader - Nook, Kobo and 3M eReaders

1. Turn on your device and connect it to the computer.
2. Click on the **My Books** tab in the 3M Cloud Library.
3. Click the green **download to device** button to transfer the title to the eReader.

