

## LOAN RULES



- Check out titles for 7, 14, or 21 days
- Early returns possible
- Renewals possible
- 5 item checkout limit
- EPL cardholders only

## FAQ

Forgot your pin? Want to set one up? Go to [elmlib.org/PIN](http://elmlib.org/PIN)

What is my Amazon/Kindle password? Go to [elmlib.org/amazon](http://elmlib.org/amazon).

**Questions? Comments?**  
Contact us at (630) 279-8696  
or [reference@elmhurst.org](mailto:reference@elmhurst.org).



125 S. Prospect Avenue, Elmhurst, IL 60126  
630-279-8696 • [www.elmhurstpubliclibrary.org](http://www.elmhurstpubliclibrary.org)

**Library Hours:**


M-F 9 a.m.-9 p.m. • Sat. 9 a.m.-5 p.m. • Sun. 1-5 p.m.

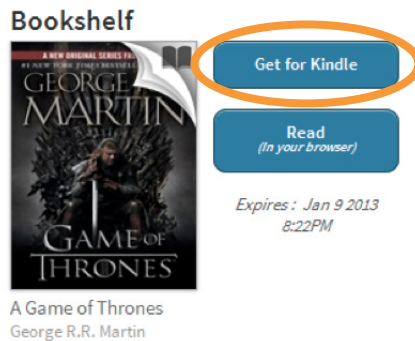
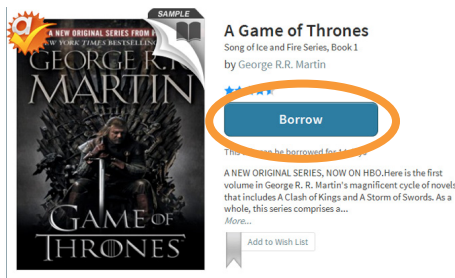
# AMAZON KINDLE

## How to download eBooks



# FINDING AND CHECKING OUT TITLES

1. Using a computer, go to [elmlib.org/ebooks](http://elmlib.org/ebooks).
2. Click on  **MyMediaMall**.
3. Click on **Sign In**.
  - Choose Elmhurst Public Library.
  - Enter your library card number and PIN.
4. Find a title.
5. If the title is currently checked out, Place a Hold to be notified via email when your item is ready for checkout.
6. If the title is available, click **Borrow**.
7. Select the **Get for Kindle** on your account Bookshelf page and **Confirm**.



If you see this symbol by a book it means that EPL has purchased additional copies of this title.

# DOWNLOADING AN EBOOK

1. Click **Get for Kindle**.

## Your Digital Library Loan



### A Game of Thrones: A Song of Ice and Fire: Book One [Kindle Edition]

- Digital library books require an active Wi-Fi connection for wireless delivery to a Kindle device. Library books will not be delivered via your Kindle's 3G connection.
- Kindle automatically backs up all of your notes and highlights. If you choose to purchase the book at a later date from the Kindle Store or check it out again, all your notes and highlights will be preserved.

Expiration Date: October 24, 2012

You may end your Library Loan early by visiting [Manage Your Kindle](#) and choosing "Return This Book" or return the book now by clicking below.

**Return Book**

★★★★★ (4,260 customer reviews)



2. When the Amazon website opens, click **Get Library Book**.
3. **Sign in** to your Amazon account.
4. Select the device to which you would like to send the eBook and click **Continue**.
5. Your eBook will be delivered the next time you turn on your Kindle and enable WiFi\*.

*\*If you do not have access to WiFi or if you are using a first generation Kindle or Kindle DX, download the eBook and transfer it to your Kindle via USB cord.*

